


TPHBU31 SERIES

30W Open Frame Type
Medical Power Supplies For Health Care Applications

Features:

- Wide Operating Voltage 90 to 264 VAC, 47 to 63 Hz
- Internal EMI filter
- Single Output
- Over Voltage and Over Load protection
- Size: 1.5"x4"x0.83"
- Class II
- 2 year warranty



Electrical Characteristics:

Vin	Safety Approvals Input Voltage Range	100~240VAC	
	Operate Voltage Range	90~264VAC	
fin	Input Frequency	47~63Hz	
Po	Output Power Range	See rating chart	
Vo	Output Voltage Range	See rating chart	
Io	Output Current Range	See rating chart	
Iil	Input Current (Low Line)	Io=Full load, Vin=100VAC	0.8A
	Input Current (High Line)	Io=Full load, Vin=240VAC	0.4A
Ir	Low Line Inrush Current	Io=Full load, 25°C, Cool start, Vin=115VAC	25A (max.)
	High Line Inrush Current	Io=Full load, 25°C, Cool start, Vin=230VAC	50A (max.)
Eff	Efficiency	Io=Full Load, Vin=230VAC	72~89%
REG-i	Line Regulation	Io=Full Load	1% (max.)
REG-o	Load Regulation	Vin=230VAC	5% (max.)
OCP	Over Current Protection		110~150%
Ttr	Time of Transient Response	Io=Full Load to Half Load, Vin=100VAC	4mS (max.)
Th	Hold-Up Time	Io=Full Load, Vin=110VAC	12mS (min.)
Ts	Start Up Time	Io=Full Load, Vin=100VAC	0.3~2S
Vp-p	Ripple & Noise(Peak to Peak)	Full Load, Vin=90VAC	1% (max.)
TC	Temperature Coefficient	All output	±0.04%/°C
OA	Operating Altitude		Up to 3000m
Pno	No-Load Power Consumption	No load, Vin=230VAC	See rating chart
Vps	Dielectric Withstanding Voltage	Primary to secondary	5888VDC (min.)

Environmental

To	Operating Temperature	See derating curve
Ts	Storage Temperature	-40~85°C
Ho	Operating Humidity	0~95%
Hr	Storage Humidity	0~95%
MTBF	Operating Temperature at 25°C, Calculated per MIL-HDBK-217F	0.1M Hrs (min.)
Pd	Derate linearly from 100% load at 40°C to 50% load at 70°C	

Application:

- Blood Pressure system
- Portable medical devices
- ECG machine

Safety Approvals:

c   



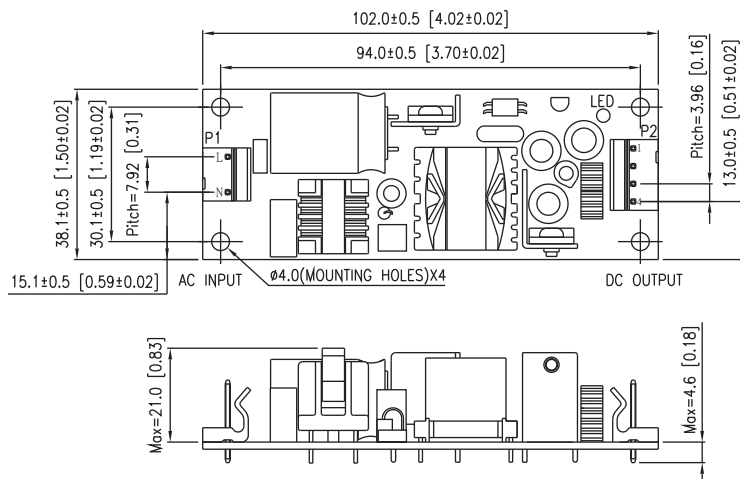
TPHBU31 SERIES

30W Open Frame Type
Medical Power Supplies For Health Care Applications

Output Voltage And Current Rating Chart (Single Output) :

Model Number	Output Voltage	Output Current	Total Regulation	Max. Output Power	Pno (max.)
TPHBU31-102	5 ~ 6 VDC	4.00 ~ 3.33 A	5%	20W	0.5W
TPHBU31-103	6 ~ 8 VDC	3.83 ~ 2.87 A	5%	23W	0.5W
TPHBU31-104	8 ~ 11 VDC	3.37 ~ 2.45 A	5%	27W	0.5W
TPHBU31-105	11 ~ 13 VDC	2.72 ~ 2.31 A	5%	30W	0.5W
TPHBU31-106	13 ~ 16 VDC	2.31 ~ 1.88 A	5%	30W	0.5W
TPHBU31-107	16 ~ 21 VDC	1.88 ~ 1.43 A	5%	30W	0.5W
TPHBU31-108	21 ~ 27 VDC	1.43 ~ 1.12 A	3%	30W	0.5W
TPHBU31-109	27 ~ 33 VDC	1.12 ~ 0.91 A	3%	30W	0.5W
TPHBU31-110	33 ~ 40 VDC	0.91 ~ 0.76 A	3%	30W	0.5W

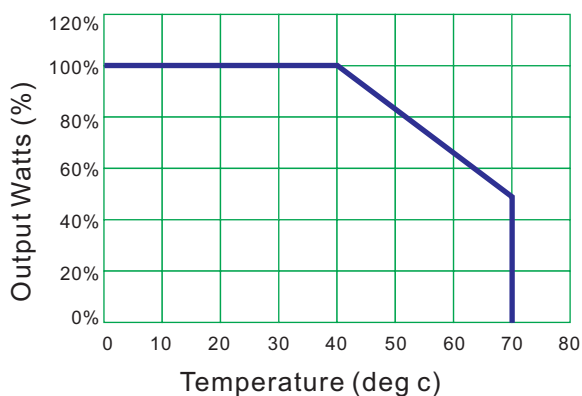
Mechanical Specifications:



Note:

1. Dimensions are shown in inches or mm.
2. Weight: 85gs approx.
3. Input connector mates with Molex housing 09-50-3031 and Molex 2478 series crimp terminal.
4. Output connector mates with Molex housing 09-50-3041 and Molex 2478 series crimp terminal.

Derating Curve :



1. Operating Temperature: 0 to 70°C
2. Derate linearly from 100% load at 40°C to 50% load at 70°C

