


# TPIBU151 SERIES

150W Open Frame Type  
Industrial Power Supplies

## Features:

- Wide Operating Voltage 90 to 260 VAC, 47 to 63 Hz
- Internal EMI filter
- Single Output
- Active Power Factor Correction
- Power Fail Detect (Optional)
- Synchronous Rectification
- Operating temperature -20~70°C
- Class I
- 3 year warranty



## Electrical Characteristics:

Vin	Safety Approvals Input Voltage Range		100~240VAC
	Operate Voltage Range		90~260VAC
fin	Input Frequency		47~63Hz
PF	Power Factor Correction	Io=Full load, Vin=240VAC	0.95~1
Po	Output Power Range		See rating chart
Vo	Output Voltage Range		See rating chart
Io	Output Current Range		See rating chart
Iil	Input Current (Low Line)	Io=Full load, Vin=100VAC	2.0A (max.)
Iih	Input Current (High Line)	Io=Full load, Vin=240VAC	2.0A (max.)
Ir	Low Line Inrush Current	Io=Full load, 25°C, Cool start, Vin=115VAC	54A (max.)
	High Line Inrush Current	Io=Full load, 25°C, Cool start, Vin=230VAC	108A (max.)
Eff	Efficiency	Io=Full Load, Vin=230VAC	85~90%
REG-i	Line Regulation	Io=Full Load	0.5~1%
REG-o	Load Regulation	Vin=230VAC	2~5%
OVP	Over Voltage Protection	Over Voltage Protection	112~132%
OCP	Over Current Protection	Over Current Protection	110~150%
Ttr	Time of Transient Response	Io=Full Load to Half Load, Vin=100VAC	4mS (max.)
Th	Hold-Up Time	Io=Full Load, Vin=110VAC	16mS (min.)
Ts	Start Up Time	Io=Full Load, Vin=100VAC	3S (max.)
Vp-p	Ripple & Noise(Peak to Peak)	Full Load, Vin=90VAC	1% (max.)
Iik	Safety Ground Leakage Current	Vin=240VAC/60Hz	0.75mA (max.)
TC	Temperature Coefficient	All output	±0.04%/°C
Pno	No-Load Power Consumption	No load, Vin=230VAC	See rating chart
Vps	Dielectric Withstanding Voltage for Primary to secondary	Primary to secondary	4242VDC (min.)
Vpg	Dielectric Withstanding Voltage for Primary to PE	Primary to PE	2837VDC (min.)
Ris	Isolation Resistance	Test Voltage=500VDC	50MΩ (min.)

## Application:

- Industrial PC
- Electrical Test & Measurement Instruments
- Communication equipment
- AV equipment

## Safety Approvals:



UL/c-UL(UL 60950-1:2nd Edition)  
TUV/GS(EN 60950-1:2nd Edition)

## Environmental

To	Operating Temperature	See derating curve
Ts	Storage Temperature	-40~85°C
Ho	Operating Humidity	0~95%
Hr	Storage Humidity	0~95%
MTBF	Operating Temperature at 25°C, calculated per MIL-HDBK-217F	0.1M Hrs (min.)
Pd	Derate linearly from 100% load at 50°C to 50% load at 70°C	



# TPIBU151 SERIES

150W Open Frame Type  
Industrial Power Supplies

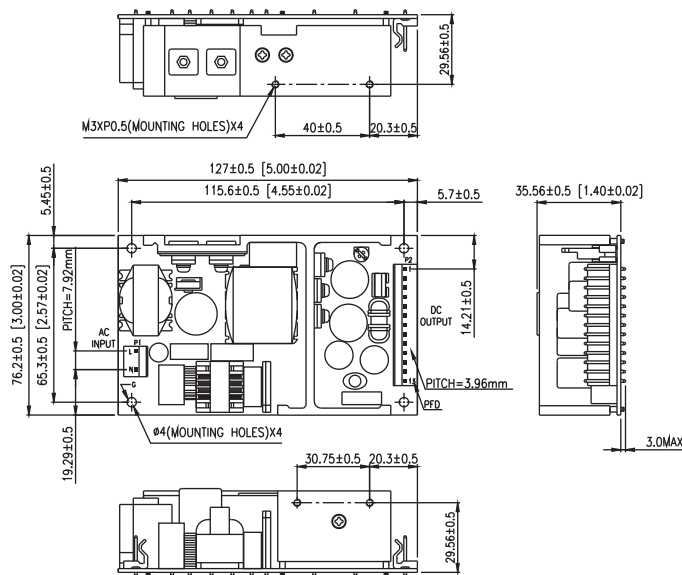
## Output Voltage And Current Rating Chart ( Single Output ) :

Model Number	Output Voltage	Output Current	Total Regulation	Max. Output Power	Pno (max.)
TPIBU151-104	9 VDC	16.0 A	5%	144W	3W
TPIBU151-105	12 VDC	12.5 A	5%	150W	3W
TPIBU151-106	15 VDC	10.0 A	5%	150W	3W
TPIBU151-107	18 VDC	8.33 A	4%	150W	3W
TPIBU151-108	24 VDC	6.25 A	3%	150W	3W
TPIBU151-109	30 VDC	5.00 A	2%	150W	3W
TPIBU151-110	36 VDC	4.17 A	2%	150W	3.5W
TPIBU151-111	48 VDC	3.13 A	2%	150W	3.5W

## PIN CHART

PIN MODEL	1	2	3	4	5	6	7	8	9	10	11	12	13 (Optional)
TPIBU151-1XX	OUT	OUT	OUT	OUT	OUT	OUT	RTN	RTN	RTN	RTN	RTN	RTN	PFD

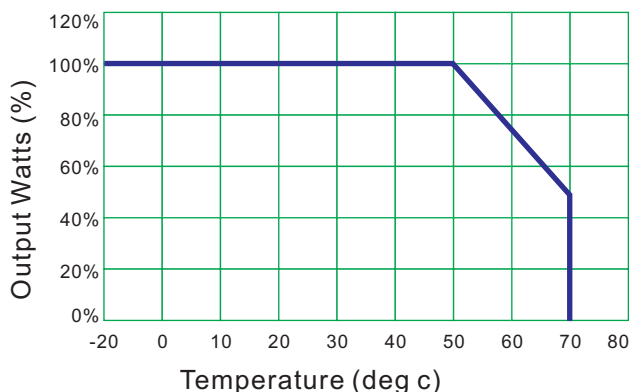
## Mechanical Specifications:



### Note:

1. Dimensions are shown in mm.
2. Weight: 390gs approx.
3. Input connector mates with Molex housing 09-52-4034 and Molex 2478 series crimp terminal.
4. Output connector mates with Molex housing 09-52-4134 and Molex 2478 series crimp terminal.

## Derating Curve :



1. Operating Temperature: -20 to 70°C
2. Derate linearly from 100% load at 50°C to 50% load at 70°C

