


TPIBU41 SERIES

40W Open Frame Type
Industrial Power Supplies

Features:

- Wide Operating Voltage 90 to 264 VAC, 47 to 63 Hz
- Internal EMI filter
- Dual and Triple Output
- Input Surge Current, Over Voltage and Over Load protection
- Output Voltage Protection (Crowbar Design)
- Operating temperature -20~70°C
- Class I
- 3 year warranty



Electrical Characteristics:

Vin	Safety Approvals Input Voltage Range	100~240VAC	
	Operate Voltage Range	90~264VAC	
fin	Input Frequency	47~63Hz	
Po	Output Power Range	See rating chart	
Vo	Output Voltage Range	See rating chart	
Io	Output Current Range	See rating chart	
Iil	Input Current (Low Line)	Io=Full load, Vin=100VAC	1.0A
	Input Current (High Line)	Io=Full load, Vin=240VAC	1.0A
Ir	Low Line Inrush Current	Io=Full load, 25°C, Cool start, Vin=115VAC	30A (max.)
	High Line Inrush Current	Io=Full load, 25°C, Cool start, Vin=230VAC	60A (max.)
Eff	Efficiency	Io=Full Load, Vin=230VAC	74~88%
REG-i	Line Regulation	Io=Full Load	0.5~1%
REG-o	Load Regulation	Vin=230VAC	5~10%
OVP	Over Voltage Protection		112~132%
OCP	Over Current Protection		110~150%
Ttr	Time of Transient Response	Io=Full Load to Half Load, Vin=100VAC	4mS (max.)
Th	Hold-Up Time	Io=Full Load, Vin=110VAC	12mS (min.)
Ts	Start Up Time	Io=Full Load, Vin=100VAC	2S (max.)
Vp-p	Ripple & Noise(Peak to Peak)	Full Load, Vin=90VAC	1% (max.)
Ilk	Safety Ground Leakage Current	Vin=240VAC/60Hz	0.75mA (max.)
TC	Temperature Coefficient	All output	±0.04%/°C
Pno	No-Load Power Consumption	No load, Vin=230VAC	See rating chart
Vps	Dielectric Withstanding Voltage	Primary to secondary	4242VDC (min.)
Vpg	Dielectric Withstanding Voltage for Primary to PE	Primary to PE	2506VDC (min.)
Ris	Isolation Resistance	Test Voltage=500VDC	50MΩ (min.)

Environmental

To	Operating Temperature	See derating curve
Ts	Storage Temperature	-40~85°C
Ho	Operating Humidity	0~95%
Hr	Storage Humidity	0~95%
MTBF	Operating Temperature at 25°C, Calculated per MIL-HDBK-217F	0.1M Hrs (min.)
Pd	Derate linearly from 100% load at 50°C to 50% load at 70°C	

Application:

- Monitor
- Industrial PC
- Set-top box
- AV equipment
- CCD recorder

Safety Approvals:



UL/c-UL(UL 60950-1:2nd Edition)
TUV/GS(EN 60950-1:2nd Edition)



TPIBU41 SERIES

40W Open Frame Type
Industrial Power Supplies

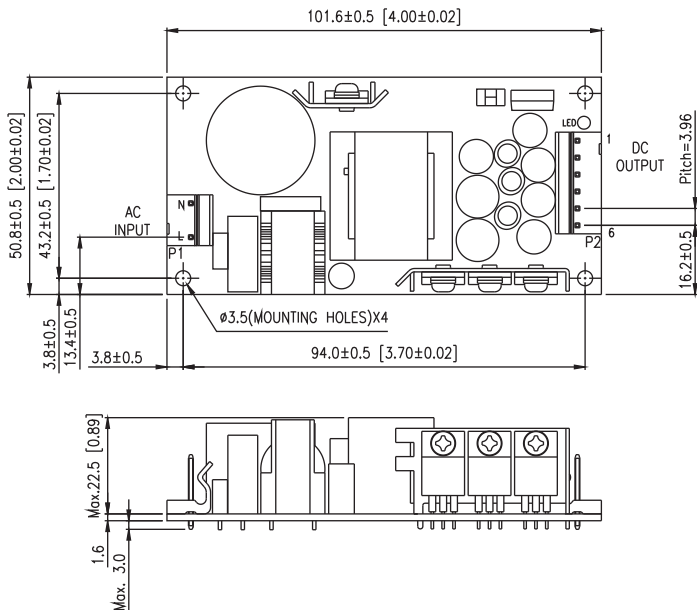
Output Voltage And Current Rating Chart (Multi Output) :

Model Number	Output #1				Output #2				Output #3				Max. Output Power	Pno(max.)
	Vonom	Iomin	Iomax	Regmax	Vonom	Iomin	Iomax	Regmax	Vonom	Iomin	Iomax	Regmax		
TPIBU41-200	+3.3V	0.5A	5.00A	7%	+12V	0.2A	2.00A	5%					40W	3W
TPIBU41-201	+5.0V	0.5A	5.00A	5%	+12V	0.2A	2.00A	5%					40W	3W
TPIBU41-202	+5.0V	0.5A	5.00A	5%	+15V	0.15A	1.50A	5%					40W	3W
TPIBU41-203	+5.0V	0.5A	5.00A	5%	+24V	0.1A	1.00A	5%					40W	3W
TPIBU41-209	+12V	0.3A	3.00A	5%	-12V	0.1A	1.00A	5%					40W	3W
TPIBU41-210	+15V	0.2A	2.00A	5%	-15V	0.1A	1.00A	5%					40W	3W
TPIBU41-300	+3.3V	0.5A	5.00A	7%	+12V	0.2A	2.00A	5%	-12V	0.08A	0.8A	10%	40W	3W
TPIBU41-301	+5.0V	0.35A	3.50A	5%	+12V	0.2A	2.00A	5%	-5V	0.08A	0.8A	5%	40W	3W
TPIBU41-302	+5.0V	0.35A	3.50A	5%	+12V	0.2A	2.00A	5%	-12V	0.10A	0.6A	10%	40W	3W
TPIBU41-303	+5.0V	0.35A	3.50A	5%	+15V	0.2A	2.00A	5%	-15V	0.08A	0.8A	10%	40W	3W
TPIBU41-304	+5.0V	0.35A	3.50A	5%	+24V	0.1A	1.00A	5%	-24V	0.05A	0.5A	10%	40W	3W
TPIBU41-305	+5.0V	0.35A	3.50A	5%	+24V	0.1A	1.00A	5%	-12V	0.08A	0.8A	10%	40W	3W
TPIBU41-306	+3.3V	0.5A	5.00A	7%	+12V	0.2A	2.00A	5%	-5V	0.08A	0.8A	10%	40W	3W

PIN CHART

PIN MODEL	1	2	3	4	5	6
TPIBU41-1XX	Vo3	COM	COM	Vo1	Vo1	Vo2

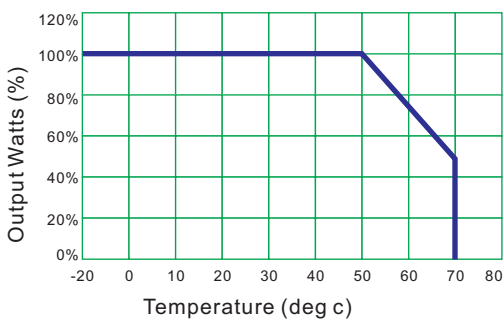
Mechanical Specifications:



Note:

1. Dimensions are shown in inches or mm .
2. Weight: 145gs approx.
3. Input connector mates with Molex housing 09-52-4034 and Molex 2478 series crimp terminal.

Derating Curve :



1. Operating Temperature: -20 to 70°C
2. Derate linearly from 100% load at 50°C to 50% load at 70°C

