

# TPSUU180 SERIES

180W U Bracket Type  
I.T.E. Power Supplies

## Features:

- Wide Operating Voltage 90 to 260 VAC, 47 to 63 Hz
- Internal EMI filter
- Single Output
- Active Power Factor Correction
- Over Voltage Protection (Crowbar Design)
- Input Surge Current and Over Load protection
- Class I
- 2 year warranty



## Electrical Characteristics:

Vin	Safety Approvals Input Voltage Range		100~240VAC
	Operate Voltage Range		90~260VAC
fin	Input Frequency		47~63Hz
PF	Power Factor Correction	Io=Full load, Vin=240VAC	0.95~1
Po	Output Power Range		See rating chart
Vo	Output Voltage Range		See rating chart
Io	Output Current Range		See rating chart
Iil	Input Current (Low Line)	Io=Full load, Vin=100VAC	2.3A
Iih	Input Current (High Line)	Io=Full load, Vin=240VAC	2.3A
Ir	Low Line Inrush Current	Io=Full load, 25°C, Cool start, Vin=115VAC	38A (max.)
	High Line Inrush Current	Io=Full load, 25°C, Cool start, Vin=230VAC	75A (max.)
Eff	Efficiency	Io=Full Load, Vin=230VAC	85~90%
REG-i	Line Regulation	Io=Full Load	0.5~1%
REG-o	Load Regulation	Vin=230VAC	2~5%
OVP	Over Voltage Protection	Over Voltage Protection	112~132%
OCP	Over Current Protection	Over Current Protection	110~150%
Ttr	Time of Transient Response	Io=Full Load to Half Load, Vin=100VAC	4mS (max.)
Th	Hold-Up Time	Io=Full Load, Vin=110VAC	16mS (min.)
Ts	Start Up Time	Io=Full Load, Vin=100VAC	2S (max.)
Vp-p	Ripple & Noise(Peak to Peak)	Full Load, Vin=90VAC	1% (max.)
Iik	Safety Ground Leakage Current	Vin=240VAC/60Hz	0.75mA (max.)
TC	Temperature Coefficient	All output	±0.04%/°C
Pno	No-Load Power Consumption	No load, Vin=230VAC	See rating chart
Vps	Dielectric Withstanding Voltage for Primary to secondary	Primary to secondary	4242VDC (min.)
Vpg	Dielectric Withstanding Voltage for Primary to PE	Primary to PE	2594VDC (min.)
Ris	Isolation Resistance	Test Voltage=500VDC	50MΩ (min.)

## Application:

- Industrial PC
- Electrical Test & Measurement Instruments
- Communication equipment
- AV equipment

## Safety Approvals:

c   

 **RoHS**  
2002/95/EC  
COMPLIANT

UL/c-UL(UL 60950-1:2nd Edition)  
TUV/GS(EN 60950-1:2nd Edition)

## Environmental

To	Operating Temperature	See derating curve
Ts	Storage Temperature	-40~85°C
Ho	Operating Humidity	0~95%
Hr	Storage Humidity	0~95%
MTBF	Operating Temperature at 25°C, Calculated per MIL-HDBK-217F	0.1M Hrs (min.)
Pd	Derate linearly from 100% load at 50°C to 50% load at 70°C	



# TPSUU180 SERIES 180W U Bracket Type I.T.E. Power Supplies

### Output Voltage And Current Rating Chart ( Single Output ) :

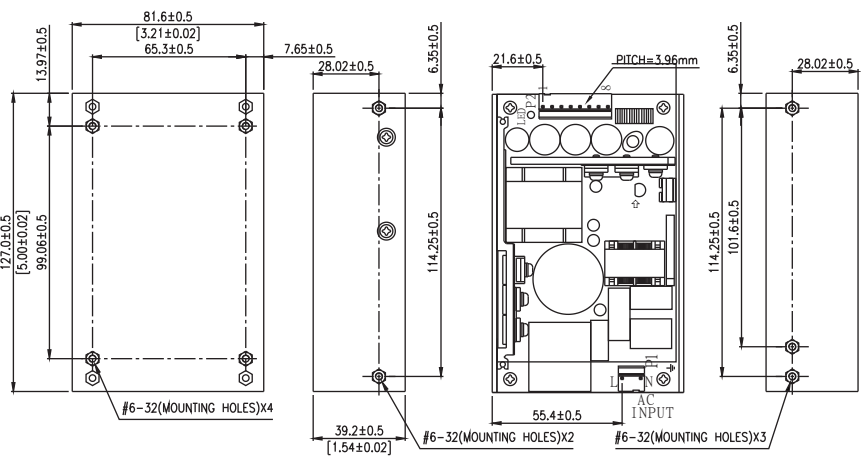
Model Number	Output Voltage	Output Current	Total Regulation	Max. Output Power	Pno (max.)
TPSUU180-105	12 VDC	14.58 A	5%	175W	0.5W
TPSUU180-108	24 VDC	7.50 A	3%	180W	0.5W
TPSUU180-110	36 VDC	5.00 A	2%	180W	0.5W
TPSUU180-111	48 VDC	3.75 A	2%	180W	0.5W

TPSUU180-105 is required to use DINKLE#DT-2N-B01W-04.

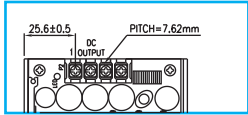
### PIN CHART

PIN MODEL	1	2	3	4	5	6	7	8
TPSUU180-1XX	RTN	RTN	RTN	RTN	OUT	OUT	OUT	OUT

### Mechanical Specifications:

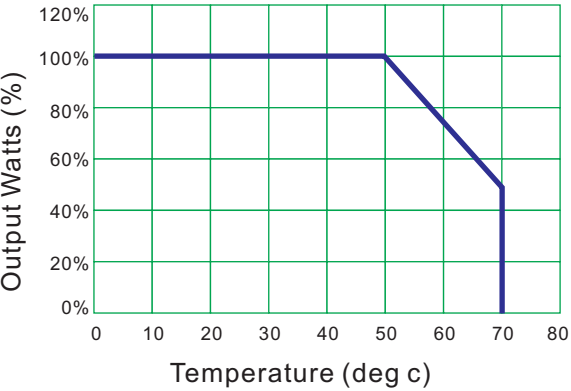


**(SUU180-105 ONLY)**  
SUU180-105 is required to use screw terminal



- Note:
1. Dimensions are shown in mm.
  2. Weight: 521gs approx.
  3. Input connector mates with Molex housing 09-52-4034 and Molex 2478 series crimp terminal .
  4. Output connector mates with Molex housing 09-52-4084 and Molex 2478 series crimp terminal.

### Derating Curve :



1. Operating Temperature: 0 to 70°C
2. Derate linearly from 100% load at 50°C to 50% load at 70°C

